Track index	1	
Track type		-
Maximum permissible flux density		mT
Minimum permissible flux density		mT
Mechanical working distance		mm
Magnetic working distance		mm
Magnetization type	R0nl	-
Magnetization direction (parallel/normal)	normal	-
Pole number	20	-
Track width	5.5	mm
Maximum permissible pole location deviation		°
Maximum permissible pole length deviation		°

Track 1			
Pole (j)	Pole length	Pole location	Pole direction
	°	°	
1	18	0	N
2	18	18	S
3	18	36	N
...	...	...	...
19	18	324	N
20	18	342	S

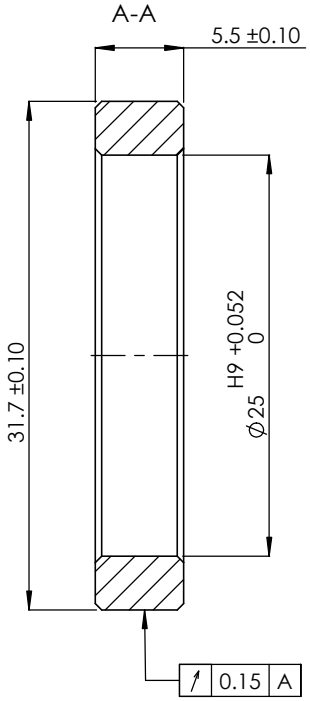

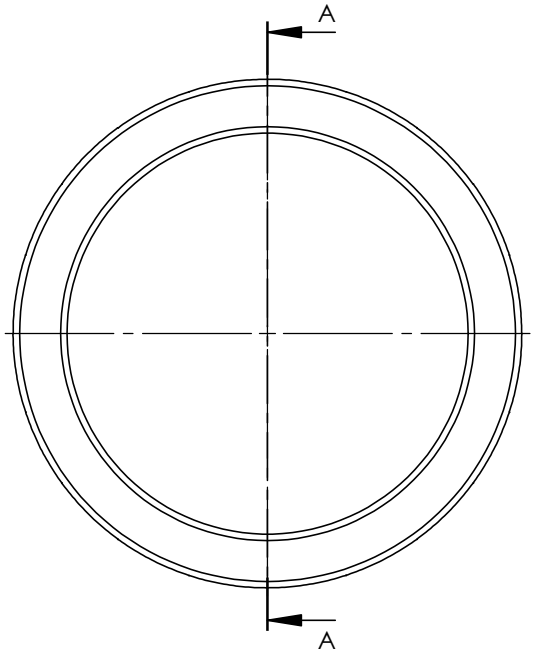

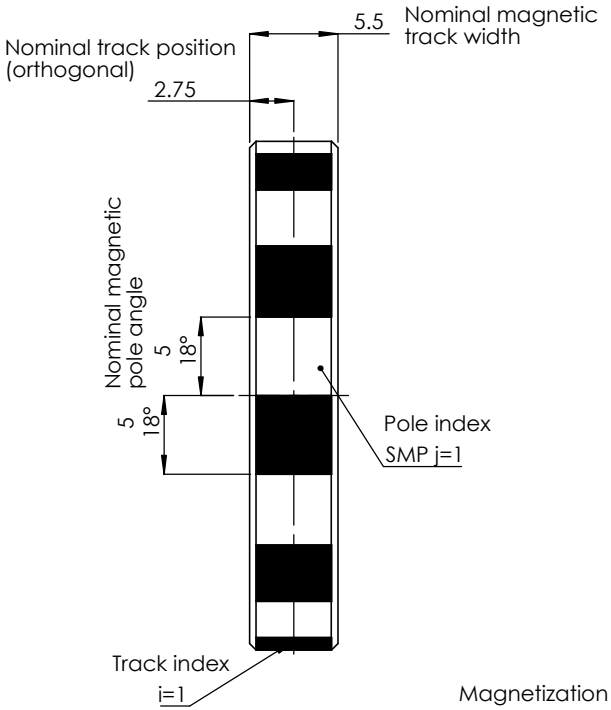

Magnetization direction

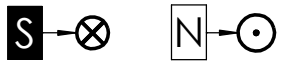

Attention

- Component is magnetized
- Exposure to external magnetic fields might influence or destroy magnetic encodings of the magnetic scale
- Protect the surface from mechanical damage
- Resistance to chemical substances is to be checked prior to exposure

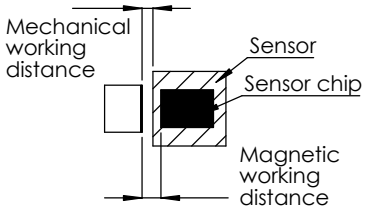

Rev.	Name	Date	Change description

General surface quality: Ra 3.2

General workpiece edges: -0,4

General tolerances: ISO 2768-mH

Units: mm

Comment:

Material / Pre product: DIN IEC 60404-8-1 HF8/22p, Rilsan PA11

SENSITEC MAGNETORESISTIVE SENSORS

www.sensitec.com

© 2021 Sensitec GmbH. All rights reserved

Confidential information of Sensitec GmbH

Drawn by: Hofmann H.J. — Date: 28.02.2023

Approved by: Knöller H. — Date: 01.03.2023

Title: MWI0020KAE-UH

Part number: 5108.6129.0

Scale: 5:1 — Rev.: 00 — Doc. Type: ZE1 — Sheet: 1/1